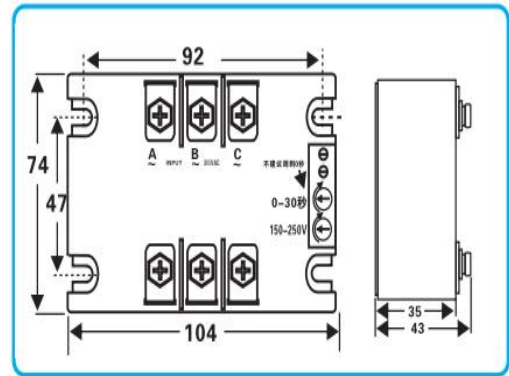


◆ **Single/Three Phase Micro motor soft starter**



This module is compatible with 220V, 380V, frequency 50-60Hz, soft starting time for 30s adjustable (time rise refers to 0-220V), when the main power supply is 220V, The starting voltage can be adjusted from 0-110V to the rated voltage of 220V. If the main power supply is 380V, the starting voltage can be adjusted from 0-180V to the rated voltage of 380V.

There are two software now: soft start without soft stop, with soft start with soft stop.

Note:1.Do not set the start time to the smallest.

2.Do not connect power supply to switch.

3.If not requirement, default R1, if need soft stop function please inform before place an order, model will be R2.

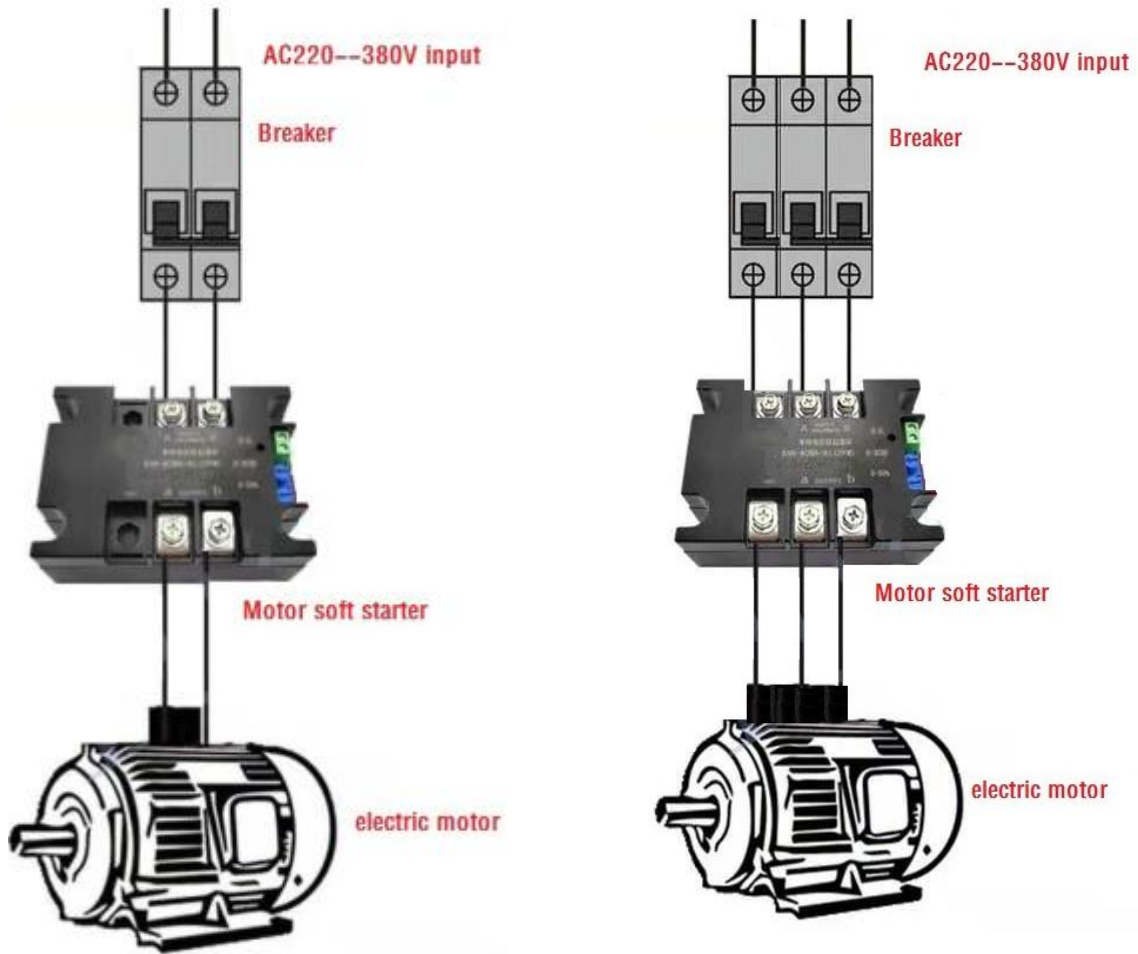
4.Please choose the suitable radiator.

5.If need soft stop, must use the module switch.

Model

Model	Phase No.	Power	Rated current
SSR-20WA-R1(1.0KW)	Single phase	1.0kW	20A
SSR-40WA-R1(1.5KW)	Single phase	1.5kW	40A
SSR-60WA-R1(2.0KW)	Single phase	2.0kW	60A
SSR-100WA-R1(4.0KW)	Single phase	4.0kW	100A
SSR-150WA-R1(6.0KW)	Single phase	6.0kW	150A
SSR-200WA-R1(8.0KW)	Single phase	8.0kW	200A
TSR-10WA-R1(1KW)	Three phase	1kW	10A
TSR-20WA-R1(2KW)	Three phase	2kW	20A
TSR-30WA-R1(3KW)	Three phase	3kW	30A
TSR-40WA-R1(4KW)	Three phase	4kW	40A
TSR-60WA-R1(6KW)	Three phase	6kW	60A
TSR-80WA-R1(8KW)	Three phase	8kW	80A
TSR-100WA-R1(10KW)	Three phase	10kW	100A
TSR-120WA-R1(12KW)	Three phase	12kW	120A
TSR-150WA-R1(15KW)	Three phase	15kW	150A
TSR-200WA-R1(20KW)	Three phase	20kW	200A
TSR-220WA-R1(22KW)	Three phase	22kW	220A

Application




USES: water pump, Fan, aircraft, ordinary single-phase motor soft start, instead of adjustable Autotransformer, frequency converter, wiring is simple, without bypass contactor, economic and practical, powerful function.


Dimension



Wiring



Single phase motor soft starter



Three phase motor soft starter

